

## **Block II**

### Faculty and Staff Respondents

Faculty	2
TIP Supervisor	3
Instructor	1
TA	4

### Satisfaction with Block II

There were mixed feelings among faculty and staff in terms of their satisfaction with Block II. 39 % of the faculty and staff were uncertain, 32% were satisfied and 29 % were very satisfied with Block II courses, recitation, and TIP. Figure 7 shows faculty and staff satisfaction with Block II.

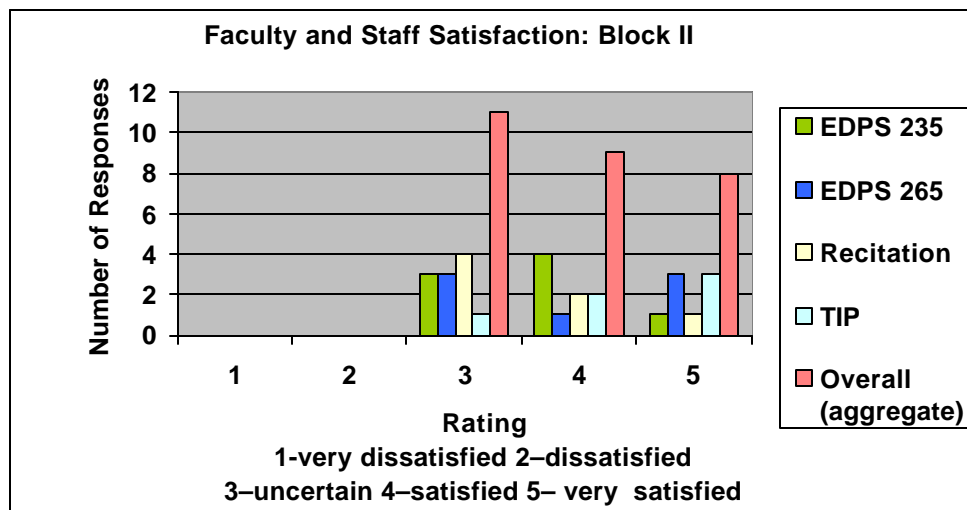


Figure 7: Faculty and Staff Satisfaction with Block II

### Working Well in Block II

Faculty and staff considered Block II to be working well. The following were working especially well in Block II:

- Integration of course material and TIP
- Assessment strategies
- Focus on learning and the learner
- Focus on diversity
- Development of instructional skills
- Students seem to be transitioning well

	Number of Responses
Integration of course material and TIP	7
Communication among instructors, staff, host schools, and students	4
Relevance of course content and activities	6
Assessment strategies	7
Modeling of excellent instruction and best practice	4
Focus on learning and the learner	7
Focus on technology for teaching and learning	1
Focus on diversity	7
Focus on portfolios	1
Development of instructional skills	6
Other: knowledge and expertise	1

### Not Working Well in Block II

Faculty and staff considered the following as not working particularly well in Block II:

- Communication among instructors, staff, host schools, and students
- Focus on technology for teaching and learning: Development of WebCT
- Internal consistency and coordination
- Recitation

Integration of course material and TIP	
Communication among instructors, staff, host schools, and students	3
Relevance of course content and activities	1
Assessment strategies	2
Focus on technology for teaching and learning	4
Development of instructional skills	1

### Students

There were mixed reactions to Block II by students. 44 % of the respondents were satisfied and very satisfied with the courses, recitation, and TIP in Block II. 56% were uncertain,

dissatisfied, or very dissatisfied. The TIP, with 73 % of the respondents indicating that they were satisfied or very satisfied, was the most popular component of Block II, EDPS 235—36 %, and EDPS 265—45 %. Figure 8 shows students' satisfaction with the various components of Block II.

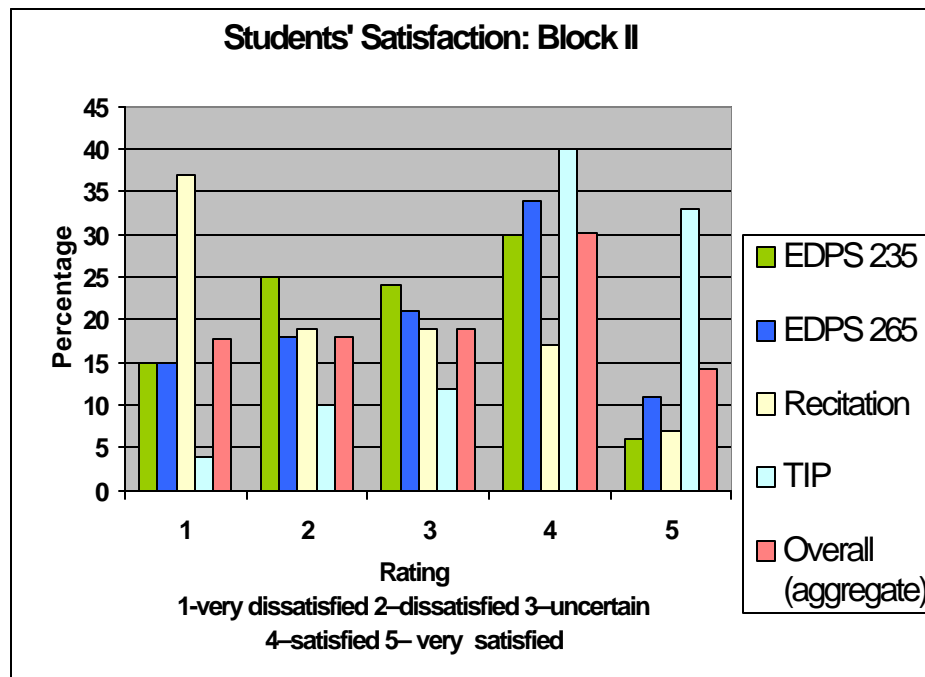


Figure 8: Students Satisfaction with Block II

Students considered focus on the learning and the learner, diversity, assessment strategies, the development of instructional skills, and consistency with course objectives to be working especially well. Students did not think that portfolio development, communication among instructors, staff, host schools and students, clarity and organization of course material, and modeling of excellent instruction and best practice were working particularly well. Some students felt that Block II needed reorganization. Many students were particularly concerned with the recitation component of Block II. Other issues raised included organization and communication, assignments/projects, instructors, and WebCT . Figure 9 shows students

responses with regard to what they consider “Working Well” and “Not Working Well” in Block II.

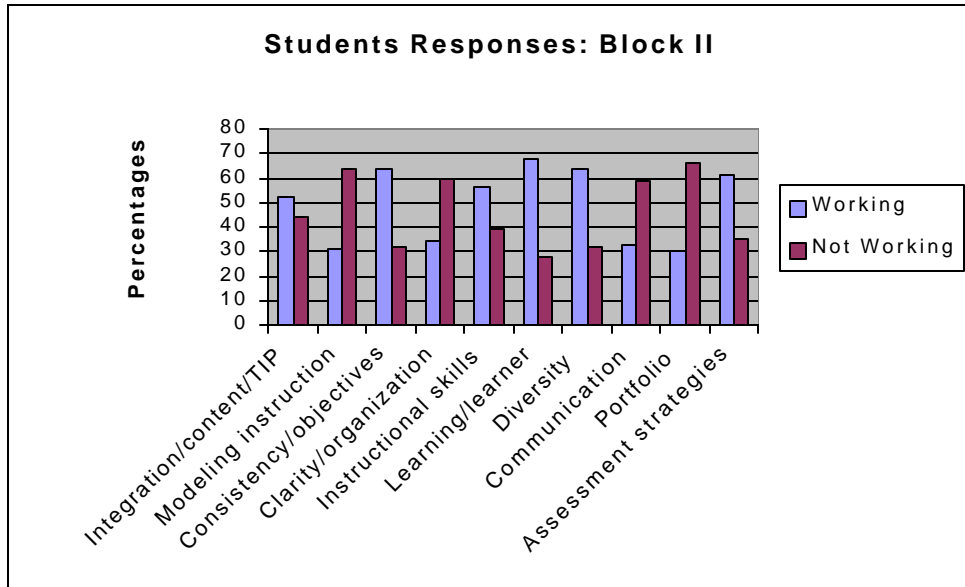


Figure 9: Student’s responses